

STATE OF IOWA

**POSTSECONDARY
READINESS REPORTS**

SUMMARY 2026

SUMMARY 2026

This summary of the postsecondary enrollment patterns and postsecondary retention and award rates for Iowa's public high school students is based on the [Iowa Postsecondary Readiness Reports \(PRR\)](#). The PRR connects data from the Iowa Department of Education, Iowa Board of Regents, Iowa Workforce Development and the National Student Clearinghouse. Enrollment includes registered apprenticeships, for-credit or noncredit coursetaking at an Iowa community college, and for-credit coursetaking at any other public or private 2- or 4-year postsecondary institutions. Awards indicate completion of a for-credit program of study or registered apprenticeship.

KEY FINDINGS

- 57.5% of class of 2025 Iowa public high school graduates enrolled in postsecondary education or training in the fall immediately following high school graduation. This is a decrease of 0.4 percentage points from the class of 2024's enrollment rate of 57.9%.
- 47.7% of class of 2019 Iowa public high school graduates earned a postsecondary degree or award within six years of high school graduation.

POSTSECONDARY ENROLLMENT

Over 36,600 students graduated from Iowa public high schools as part of the class of 2025. Of those, 57.5% enrolled in postsecondary education or training in the fall immediately following high school graduation. This is a decrease of 0.4 percentage points from the class of 2024's enrollment rate of 57.9%.

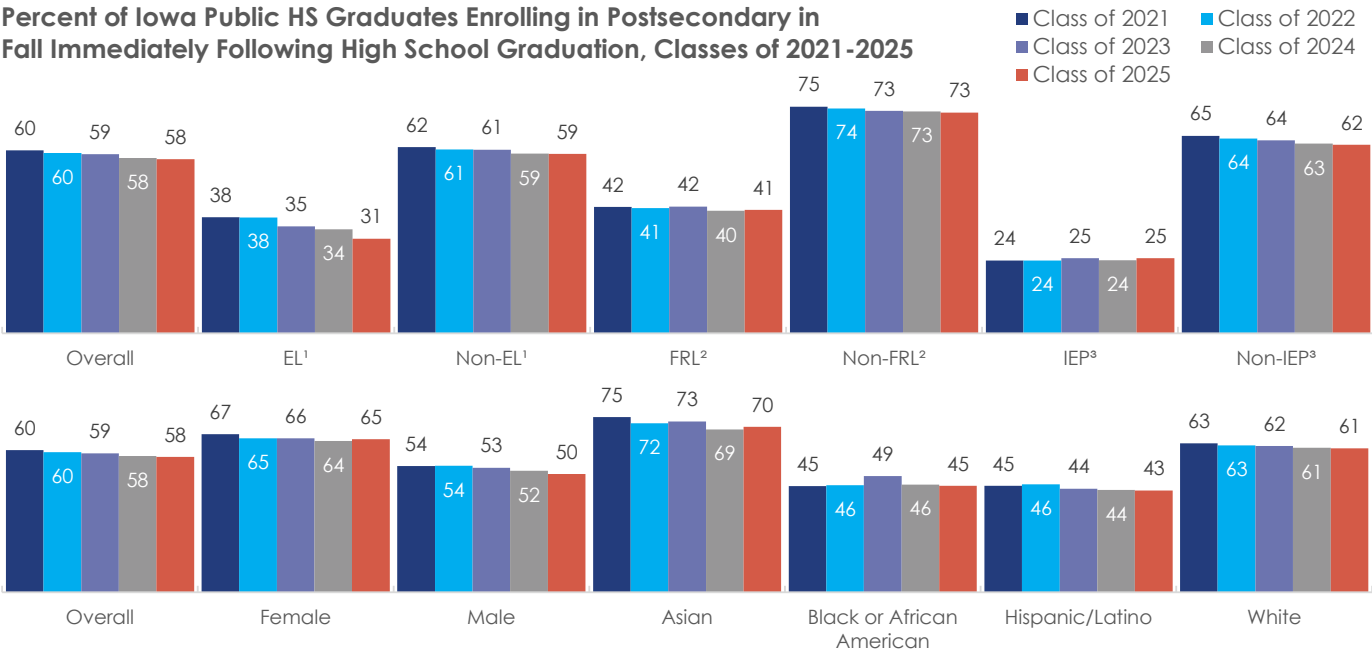
Gaps exist in enrollment rates for students from specific student

groups and students who face economic challenges. However, both students with disabilities (IEP) (0.8 percentage point increase) and Black or African American students (0.1 percentage point increase) had increases in postsecondary or training enrollment rates between the class of 2021 and the class of 2025. All other student groups

experienced decreases over this period of time.

Although not shown below, there is a large gap in enrollment rates between students who graduate from high school on time and those who do not. The chart below and the default filtering of the PRR includes both, but users can filter all reports within the PRR by on-time graduation status.

Percent of Iowa Public HS Graduates Enrolling in Postsecondary in Fall Immediately Following High School Graduation, Classes of 2021-2025



¹ English learner

² Low socio-economic status is determined by eligibility for free or reduced price meals (FRL)

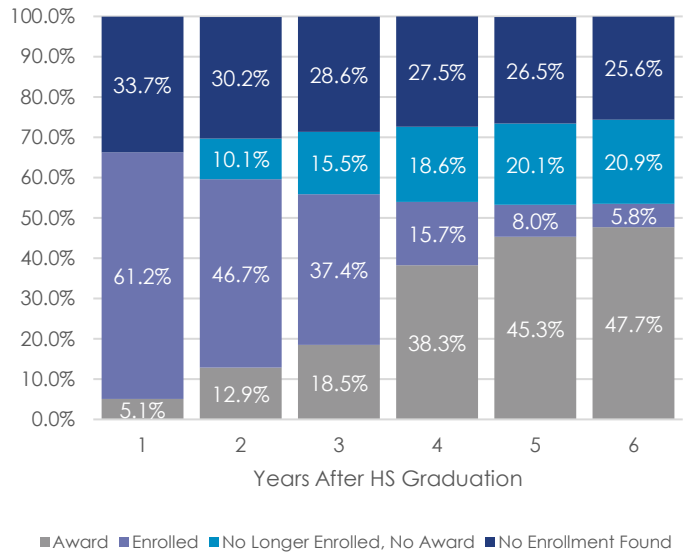
³ Disability status is determined by the presence of an individualized education program (IEP)

POSTSECONDARY RETENTION AND AWARDS

The PRR also provides postsecondary enrollment and award trends beyond the first year after high school graduation. The figure to the right shows 47.7% of class of 2019 Iowa public high school graduates earned an award within six years of high school graduation. For each year after high school graduation, every student is grouped into one of the categories defined below:

- **Award:** Students who received a degree, certificate, diploma or completed a registered apprenticeship in the given or a previous year
- **Enrolled:** Students who enrolled in the given year and have received no award
- **No Longer Enrolled, No Award:** Students who enrolled in a previous year, but not in the given year and have received no degree/award
- **No Enrollment Found:** Students who did not enroll in postsecondary education or training or receive any postsecondary award in the given year or previous years

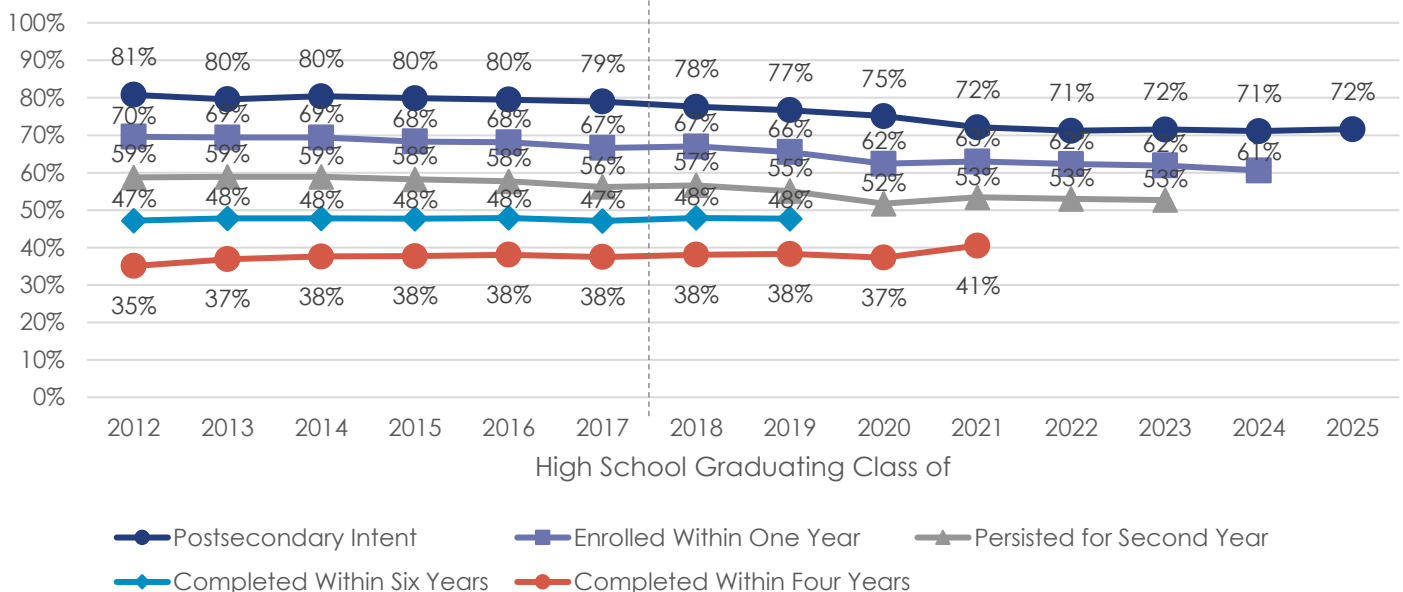
Status by Year After High School Graduation, Class of 2019



PREP TRENDLINES

The PRR, in the form of the PREP Trendlines chart shown below, provides trend data back to the class of 2012* for select indicators: the percent of graduates whose plans at graduation included enrolling in postsecondary education, the percent of graduates who enrolled within one year following their high school graduation, the percent of graduates who enrolled within one year AND either enrolled for a second year or earned a degree or award by the first year, and the percent of graduates who completed a postsecondary degree or award within four and six years following their high school graduation. The denominator for each indicator in the chart is all high school graduates. At graduation, 77% of the class of 2019 planned to enroll in postsecondary education. By 2025, 48% of the class had completed an award.

Postsecondary Indicators by Graduating Class

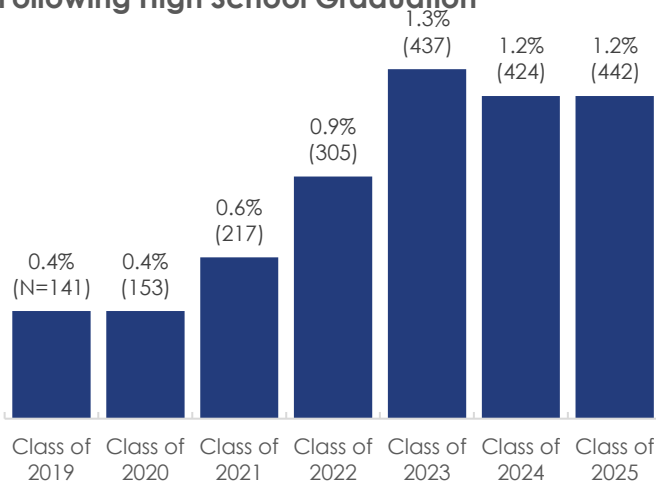


* Registered apprenticeship participation and completion is included in only the class of 2018 and after. Iowa community college noncredit enrollment is included in only the class of 2018 and after (enrollment and persistence only; not completion).

REGISTERED APPRENTICESHIP

The PRR includes data on Iowa high school graduates who participate in and/or complete a registered apprenticeship following high school graduation starting with the graduating class of 2018. Apprenticeship data were provided by the Iowa Office of Apprenticeship. The below chart and table show state-level registered apprenticeship participation of Iowa public high school graduates. Participation in registered apprenticeship increased through the class of 2023 with a slight decrease in 2024; 1.2% of class of 2024 and 2025 Iowa public high school graduates participated in a registered apprenticeship in the fall immediately following high school graduation. The three most common programs for class of 2025 graduates were electrician, nurse assistant and welder. Note that this data does not include all students who participated in or completed a registered apprenticeship program while in high school. Other data resources related to registered apprenticeship and work-based learning are available on the [Iowa Student Outcomes website](#).

Iowa Public HS Graduates Who Participated in a Registered Apprenticeship in Fall Immediately Following High School Graduation



Most Common Registered Apprenticeship Programs of Iowa Public HS Graduates who Participated in a Registered Apprenticeship in Fall Immediately Following High School Graduation: Class of 2025

Program Title	Number of HS Graduates
Electrician	92
Nurse Assistant	80
Welder	52
Plumber	44
Air Conditioning Equipment Mechanic	24
Operating Engineer	20
Farm Equipment Mechanic II	12
Paraeducator	11
Carpenter	10
Pipe Fitter - Sprinkler Fitter	9

NONCREDIT ENROLLMENT

The PRR includes noncredit enrollment at Iowa community colleges starting with the graduating class of 2018. For the purposes of the PRR, only students who enrolled in a career and technical education-related noncredit program with at least 32 contact hours are counted. The chart to the right shows the percent of Iowa high school graduates enrolling in Iowa community college noncredit courses by graduating class within the first year following high school graduation. There was an increase from 1.8% of high school graduates with the class of 2023 to 2.0% of high school graduates with the class of 2024.

Noncredit enrollment data for the fall immediately following high school graduation is not available. Completion of noncredit programs is also not measured within the PRR. For more details on how noncredit enrollment is included in the PRR, see the [Technical Guide](#).

Iowa Public HS Graduates Who Enrolled in Iowa Community College Noncredit in First Year Following High School Graduation

